



## Trim Catalog

903-465-6699

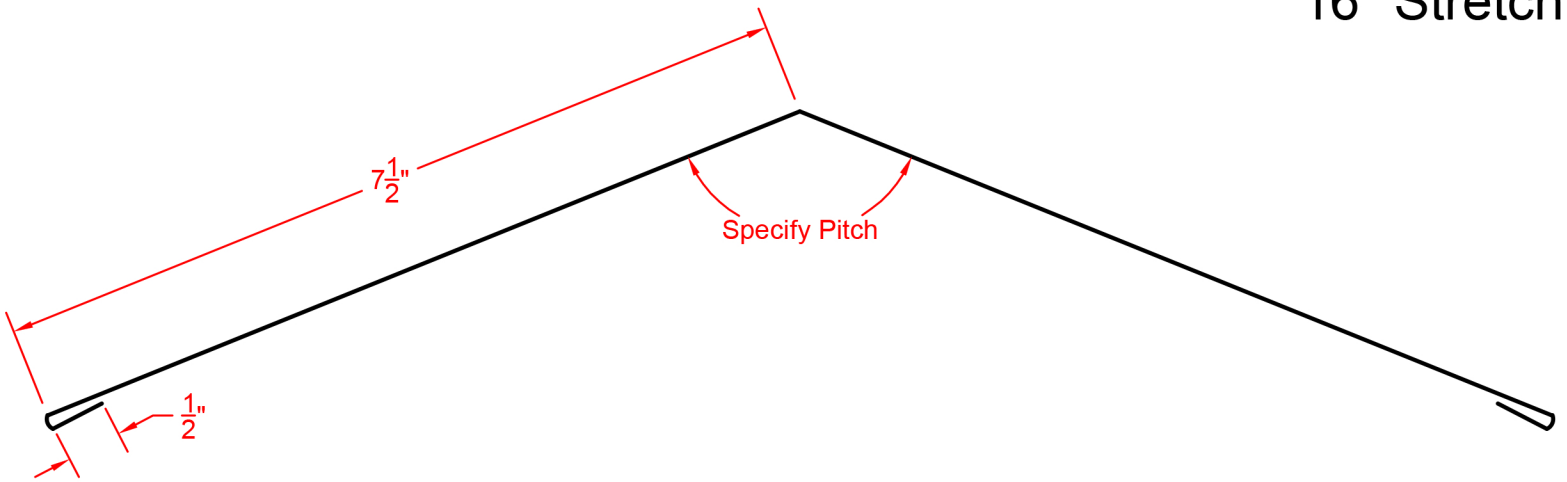
[www.metalwarehouseinc.com](http://www.metalwarehouseinc.com)  
[sales@metalwarehouseinc.com](mailto:sales@metalwarehouseinc.com)



# Standard Metal Building Trims

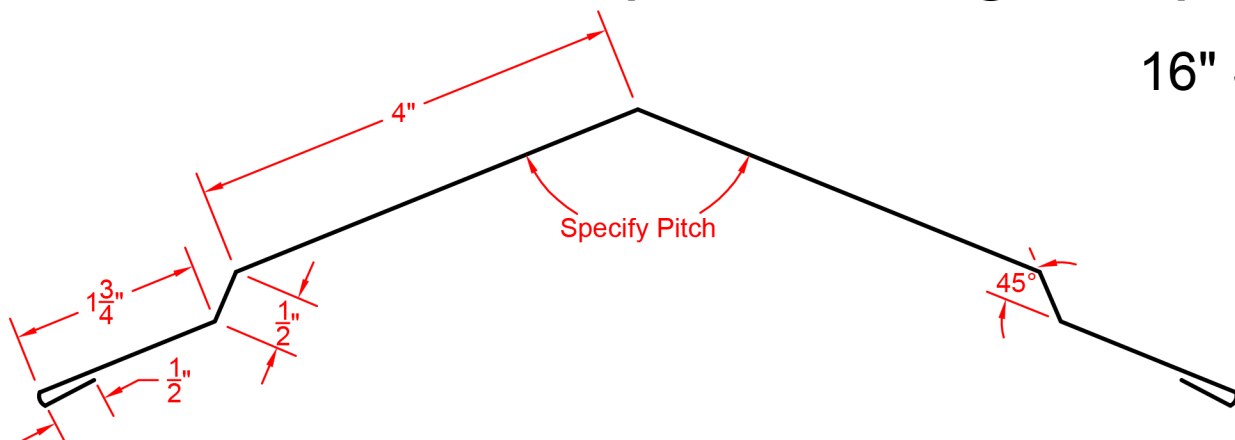
## MW101 Standard Ridge Cap

16" Stretch



## MW102 Sculptured Ridge Cap

16" Stretch

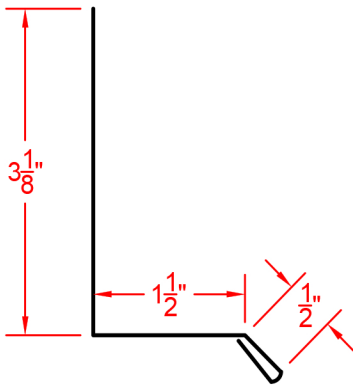




# Standard Metal Building Trims

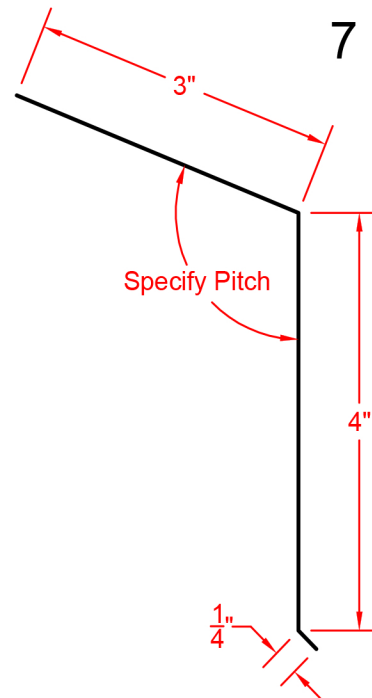
## MW108 Base Angle Trim

5 5/8" Stretch



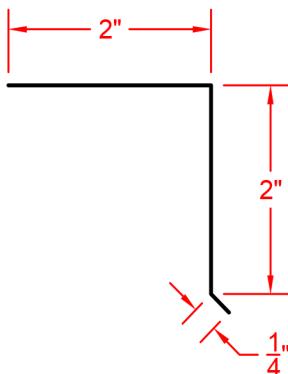
## MW109 Eave Trim

7 1/4" Stretch



## MW110 Drip Edge

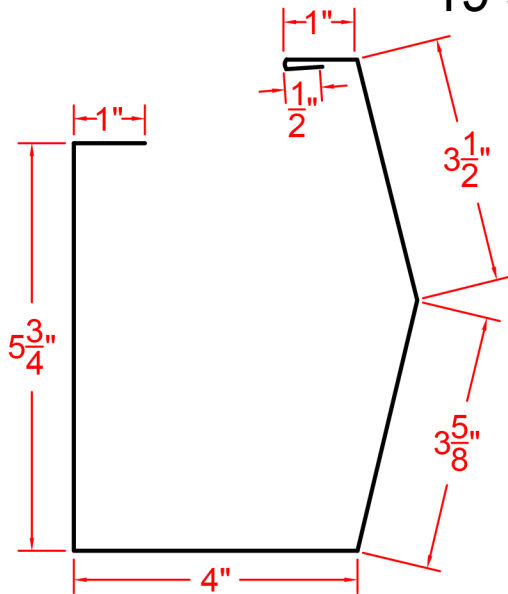
4 1/4" Stretch



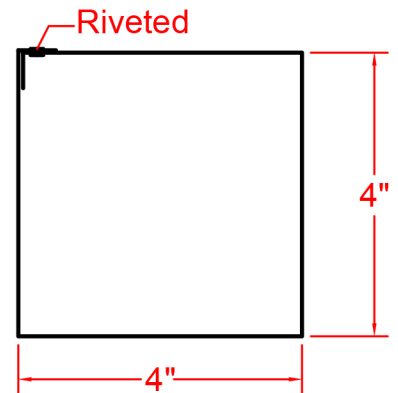


# Standard Metal Building Trims

MW118 Sculptured Gutter Up to 3:12 Pitch  
19 3/8" Stretch

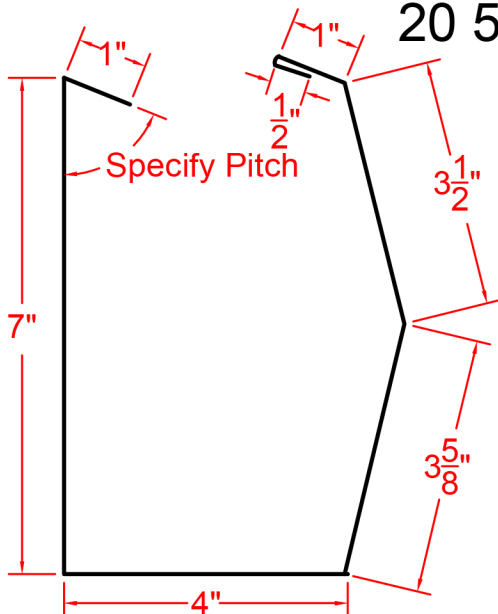


MW116 4" Downspout

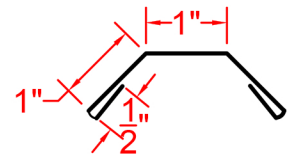


17" Stretch

MW140 Sculptured Gutter 4:12 - 6:12 Pitch  
20 5/8" Stretch

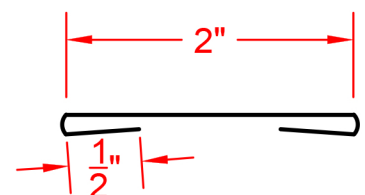


MW124 Gutter Strap



4" Stretch

MW125 Downspout Strap



3" Stretch

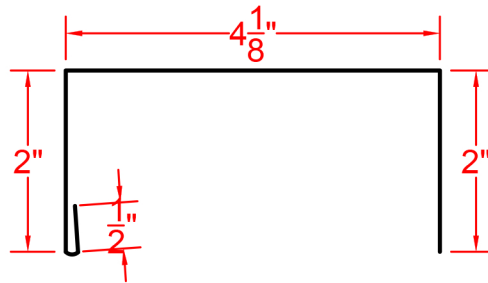




# Standard Metal Building Trims

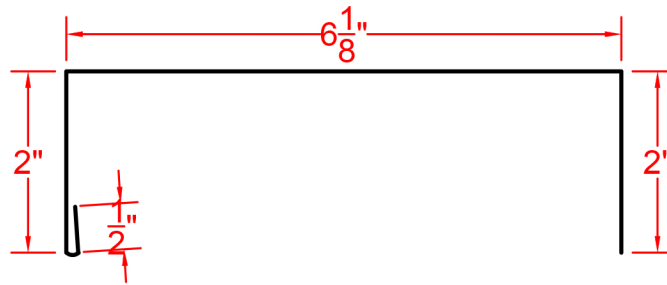
## MW121 4" Jamb Cap

8 5/8" Stretch



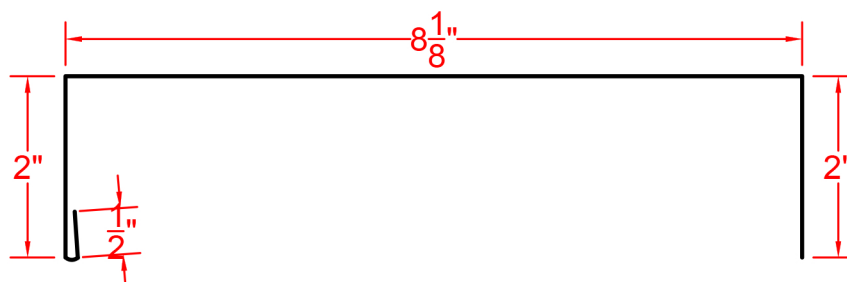
## MW122 6" Jamb Cap

10 5/8" Stretch



## MW123 8" Jamb Cap

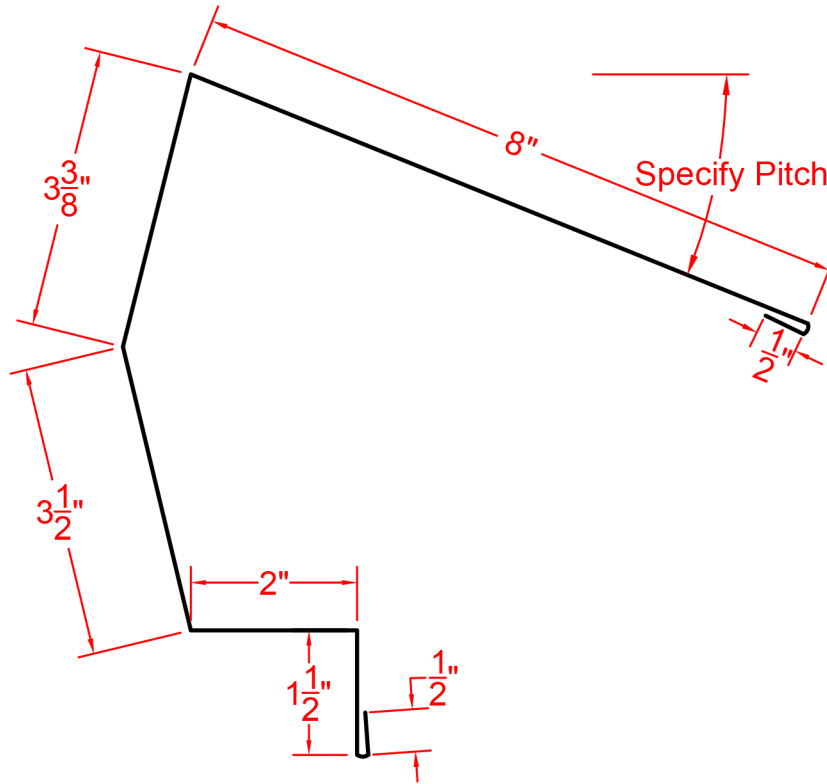
12 5/8" Stretch





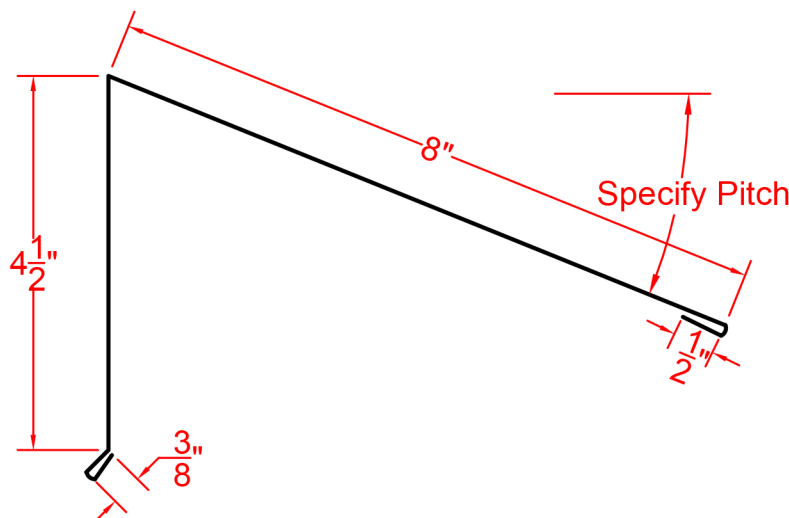
# Standard Metal Building Trims

MW119 Sculptured Highside Trim



19 3/8" Stretch

MW120 Residential Highside Trim

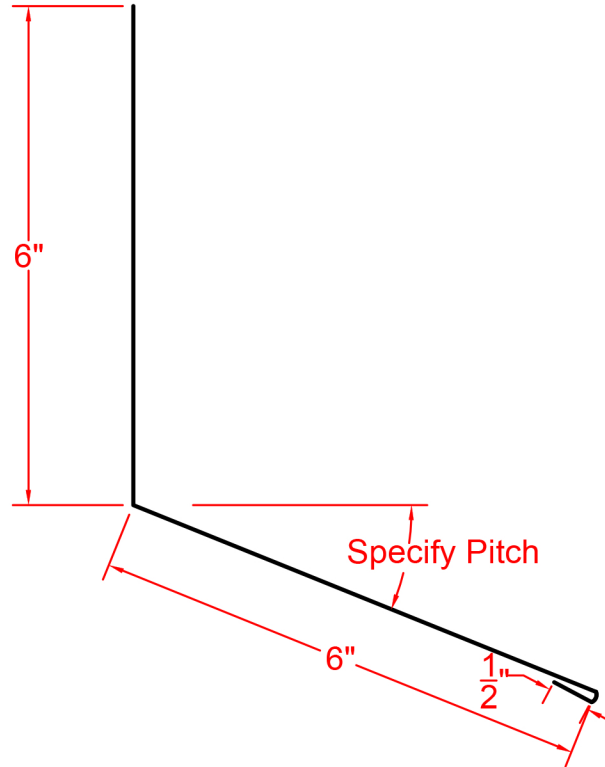


13 3/4" Stretch



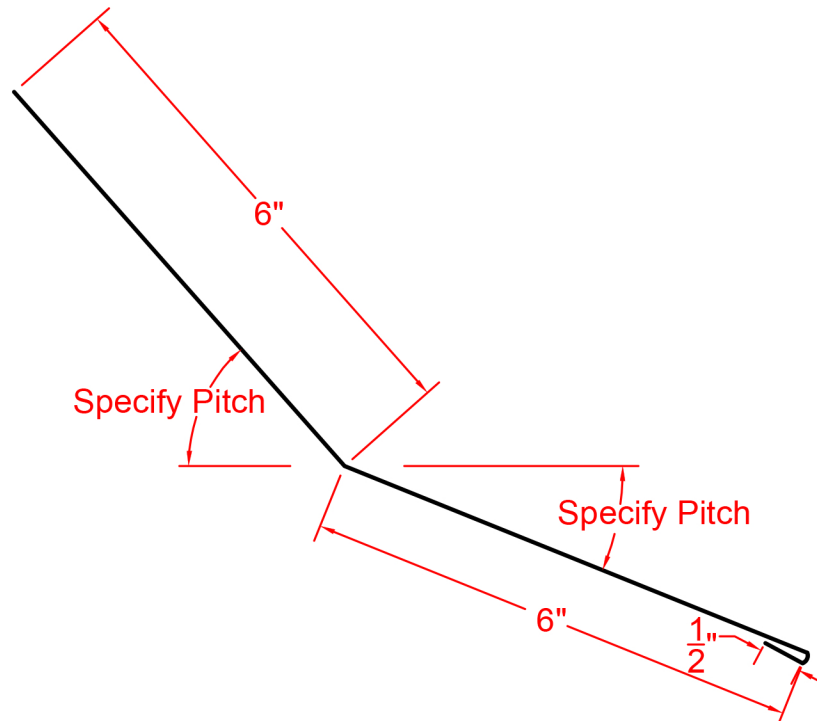
# Standard Metal Building Trims

MW113 Wall To Roof Transition



12 1/2" Stretch

MW114 Roof To Roof Transition

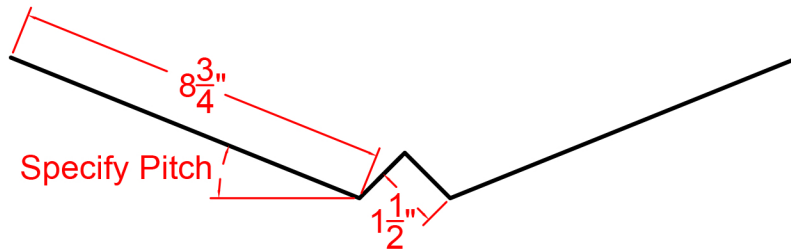


12 1/2" Stretch



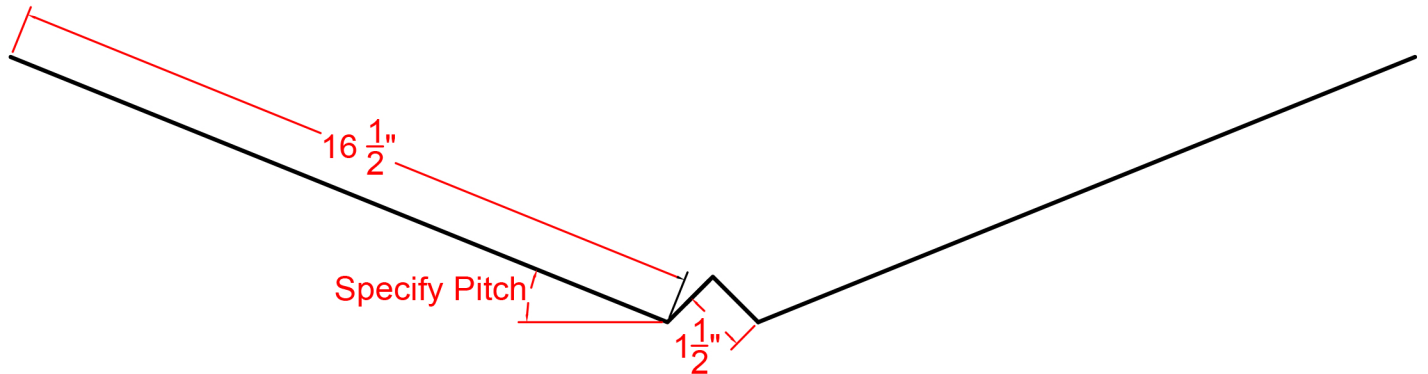
# Standard Metal Building Trims

## MW111 W Valley



20 1/2" Stretch

## MW135 Wide Valley

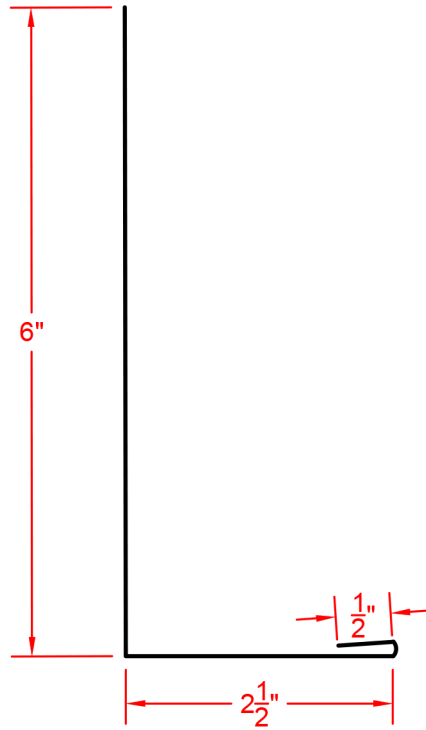


36" Stretch



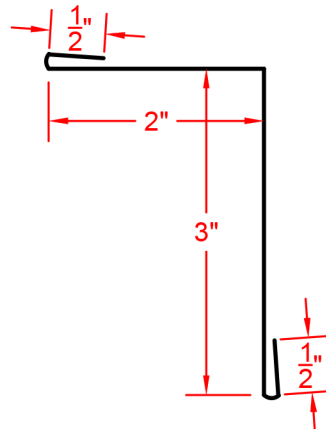
# Standard Metal Building Trims

## MW141 Purlin Cover



9" Stretch

## MW142 Soffit Cover

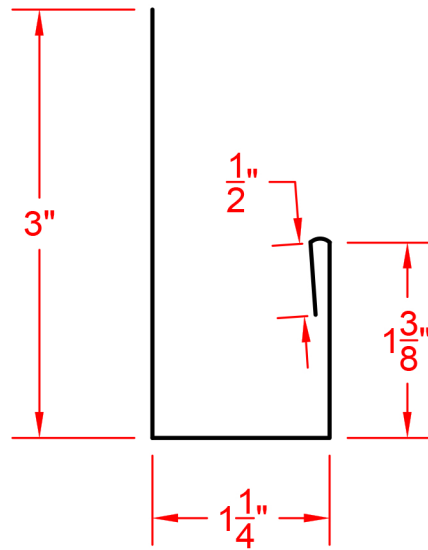


6" Stretch



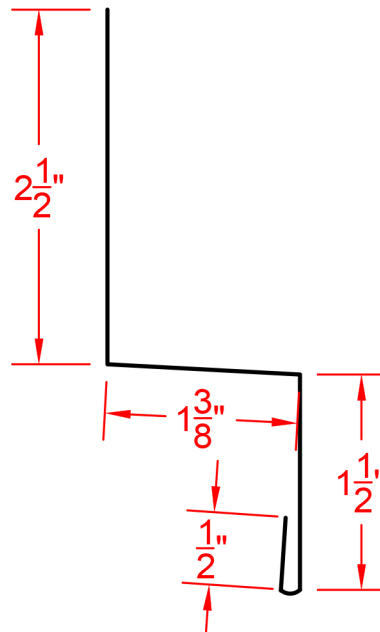
# R Panel Metal Building Trims

## MW103 R Panel J-Trim



6 1/8" Stretch

## MW136 R Panel Wainscot Trim

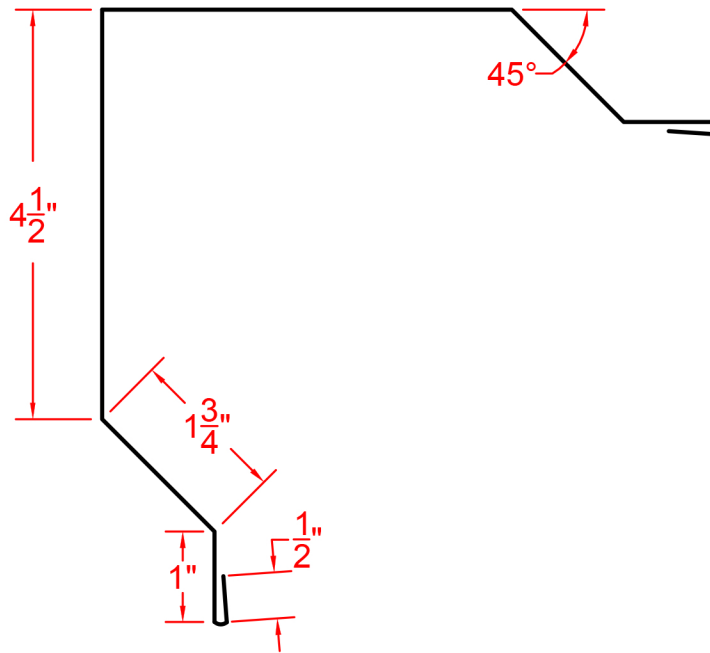


5 5/8" Stretch



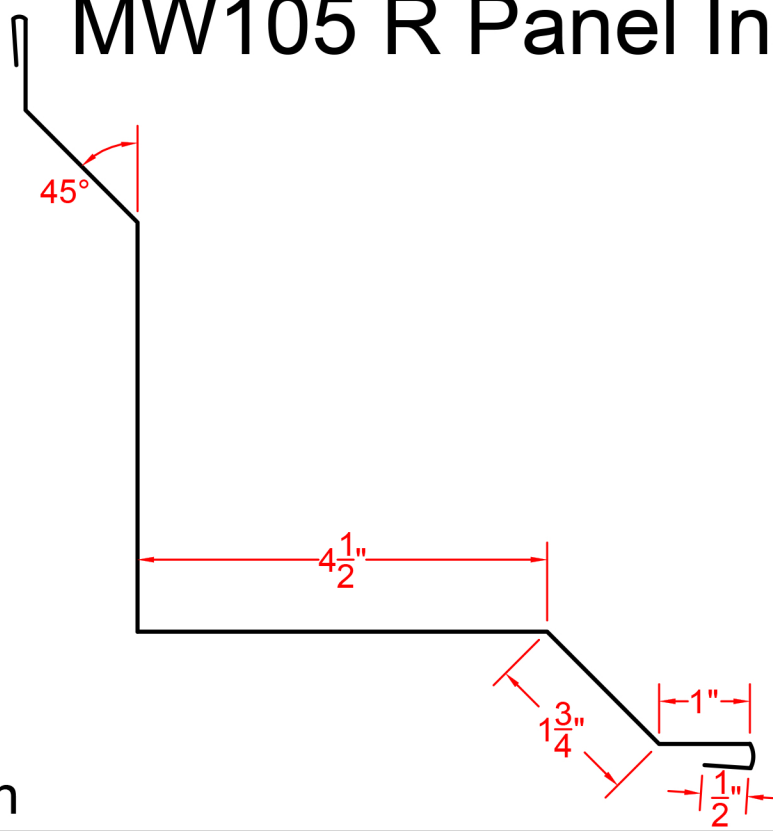
# R Panel Metal Building Trims

## MW104 R Panel Outside Corner



15 1/2" Stretch

## MW105 R Panel Inside Corner

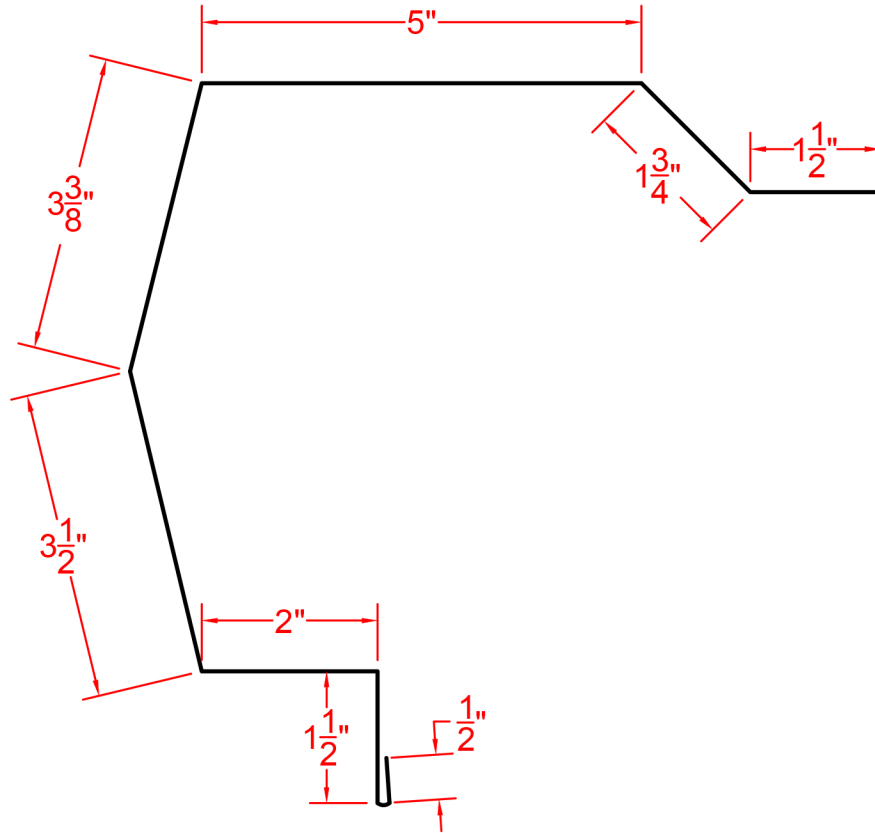


15 1/2" Stretch



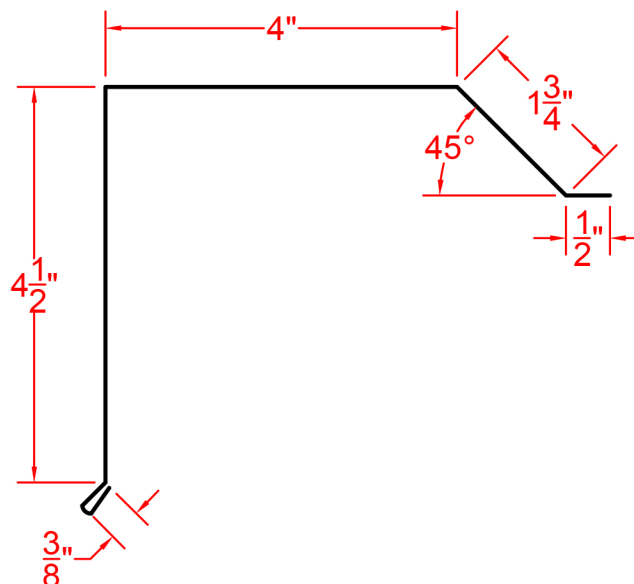
# R Panel Metal Building Trims

## MW106 R Panel Sculptured Rake



19 1/8" Stretch

## MW117 R Panel Residential Rake



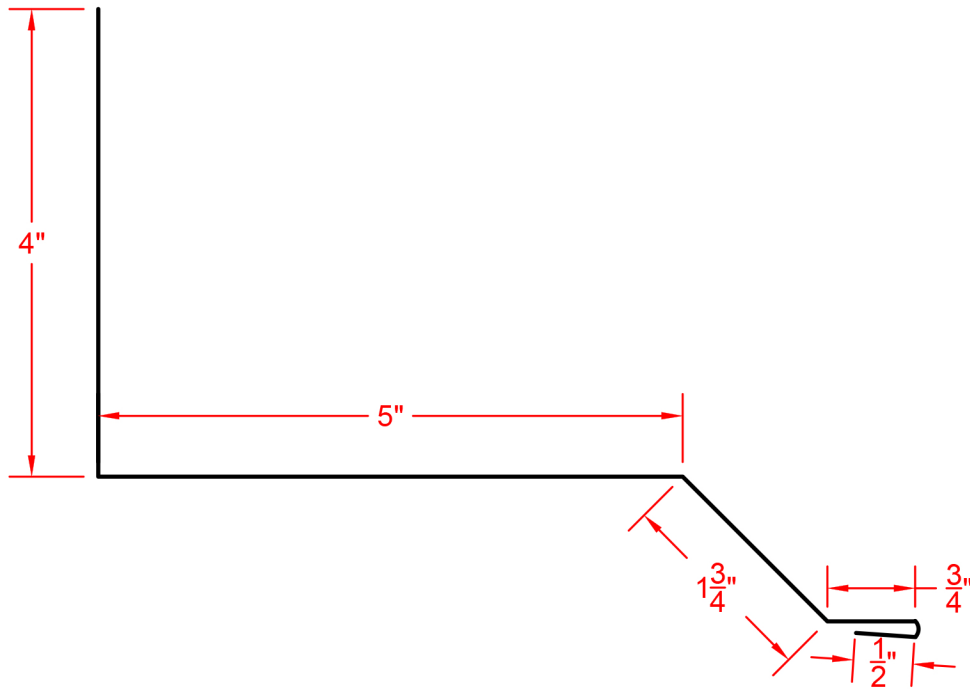
11 1/2" Stretch





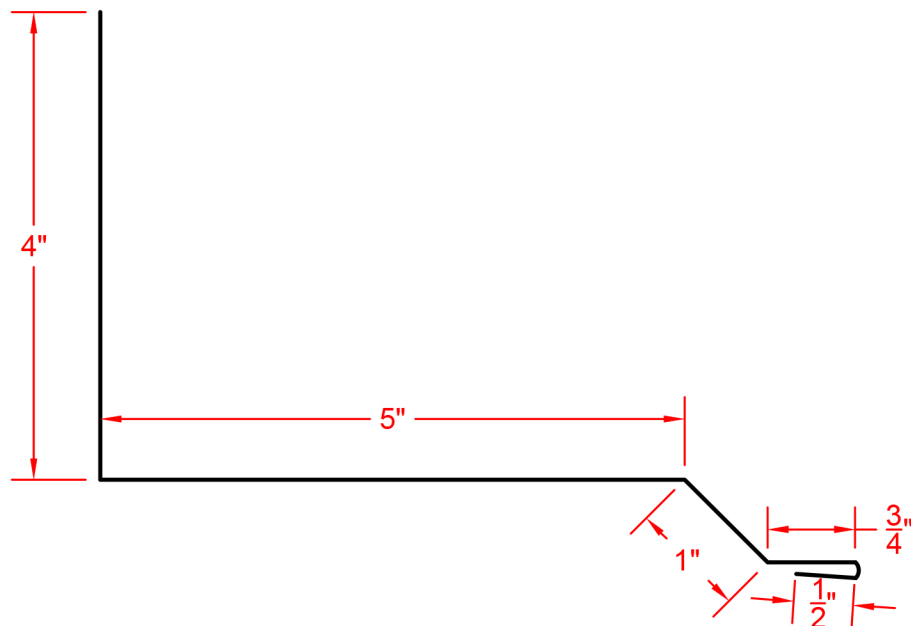
# Sidewall Metal Building Trims

## MW107 R Panel Sidewall Trim



12" Stretch

## MW207 U Panel Sidewall Trim

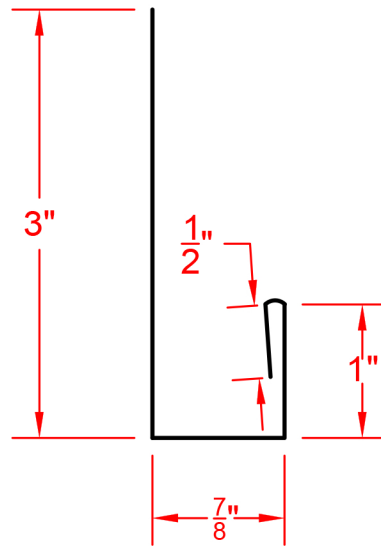


11 1/4" Stretch



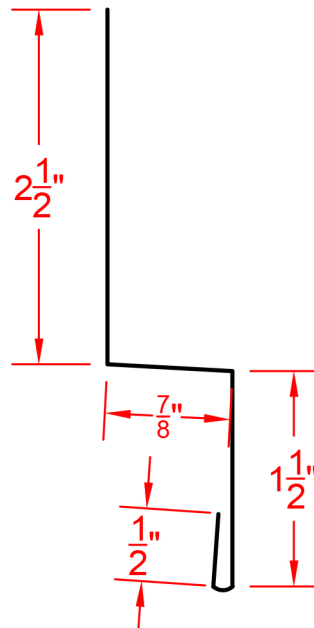
# U Panel Metal Building Trims

## MW203 U Panel J-Trim



5 3/8" Stretch

## MW236 U Panel Wainscot Trim

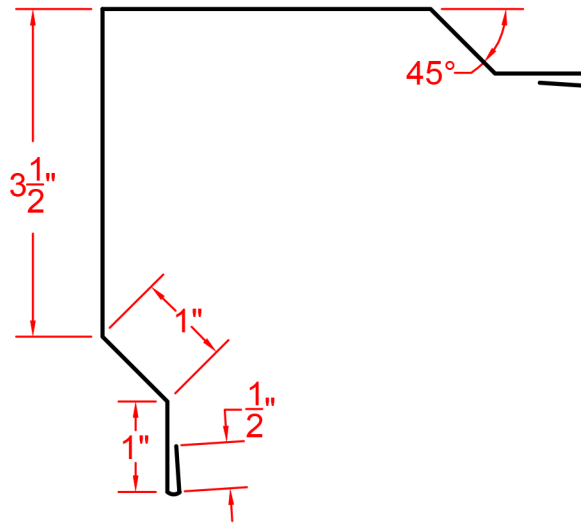


5 3/8" Stretch



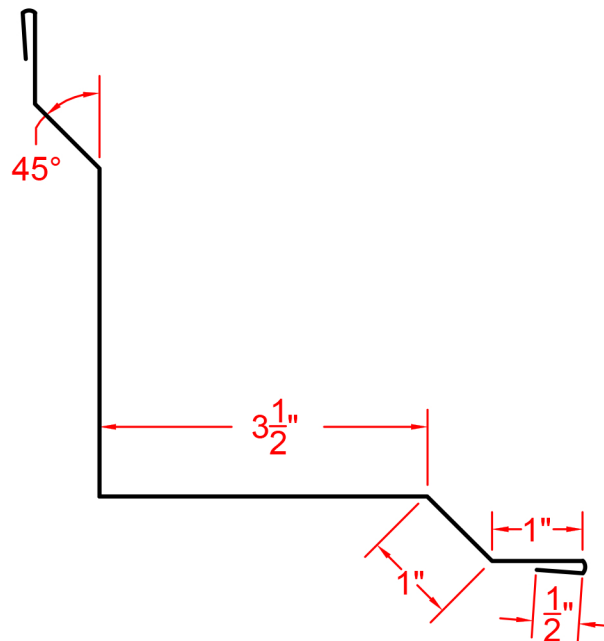
# U Panel Metal Building Trims

## MW204 U Panel Outside Corner



12" Stretch

## MW205 U Panel Inside Corner

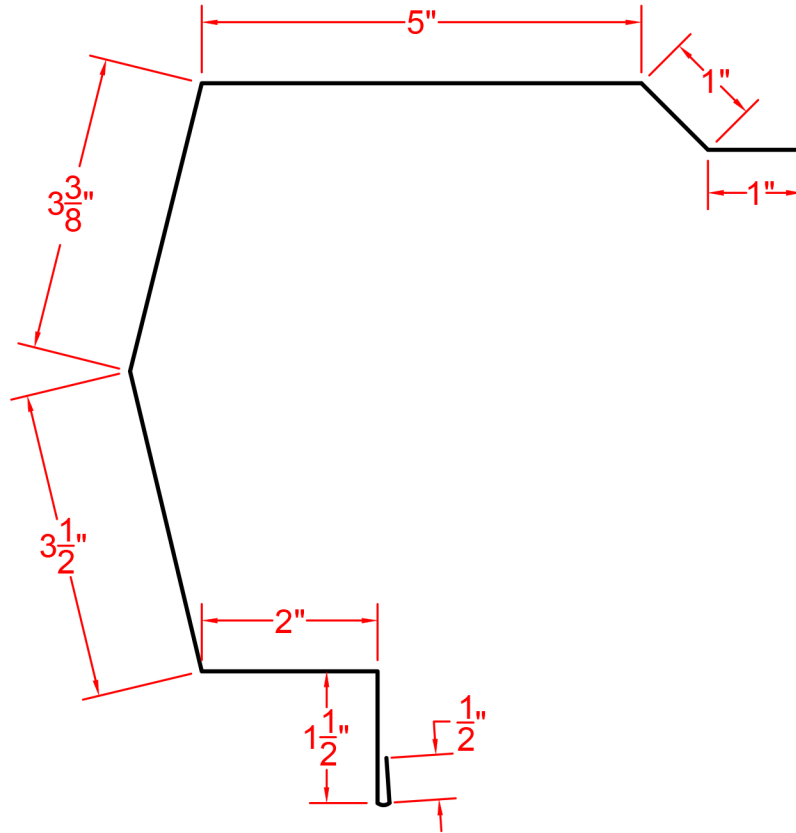


12" Stretch



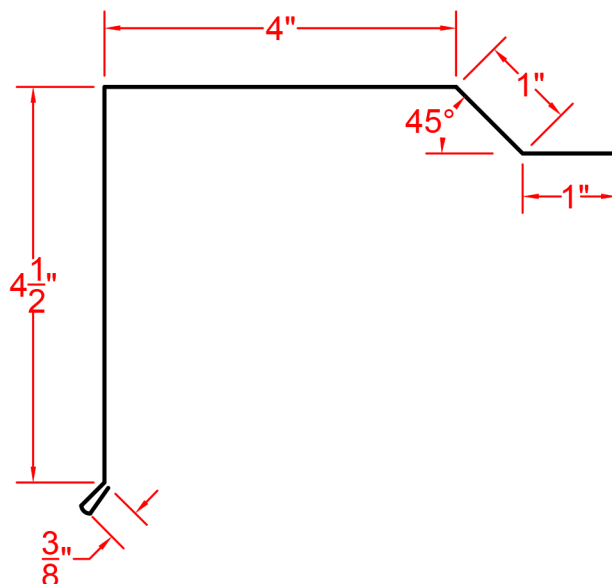
# U Panel Metal Building Trims

MW206 U Panel Sculptured Rake



18 3/8" Stretch

MW217 U Panel Residential Rake

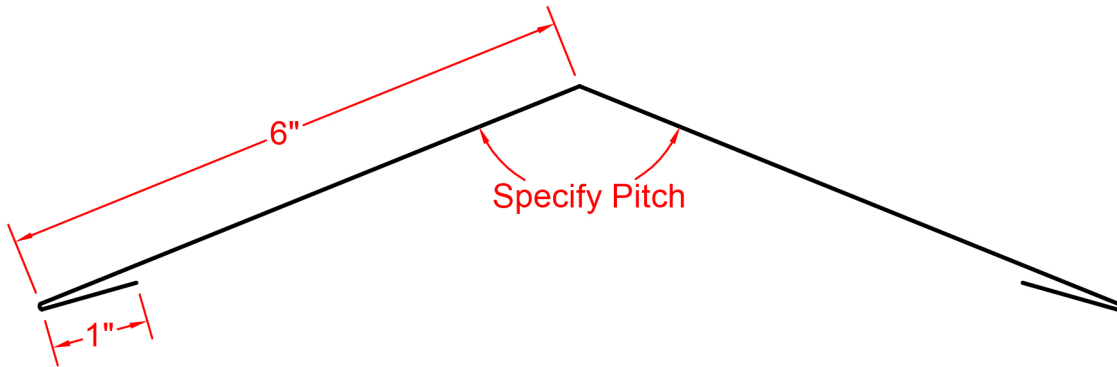


11 1/2" Stretch



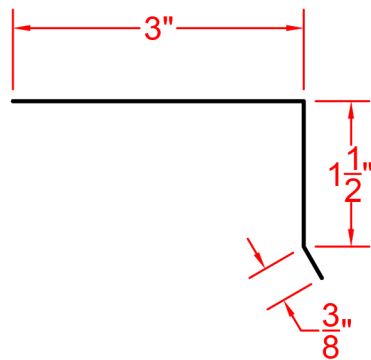
# Standing Seam Trims

## MW301 Standing Seam Ridge



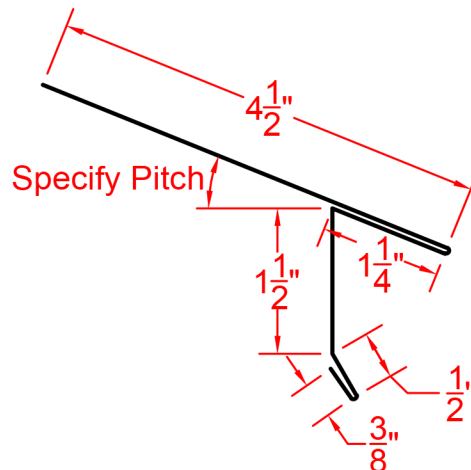
14" Stretch

## MW302 Standing Seam Cleat



4 7/8" Stretch

## MW303 D-Style Drip Edge

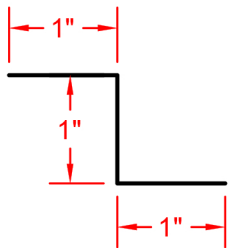


11 1/8" Stretch



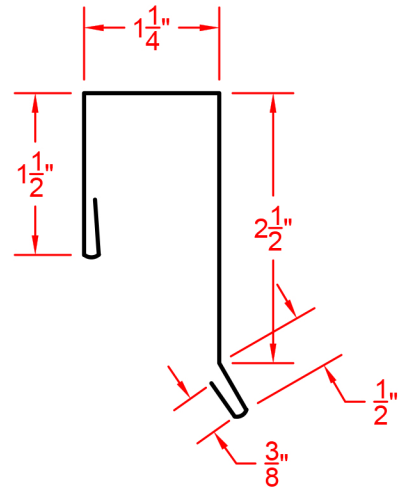
# Standing Seam Trims

## MW311 1" Z-Bar



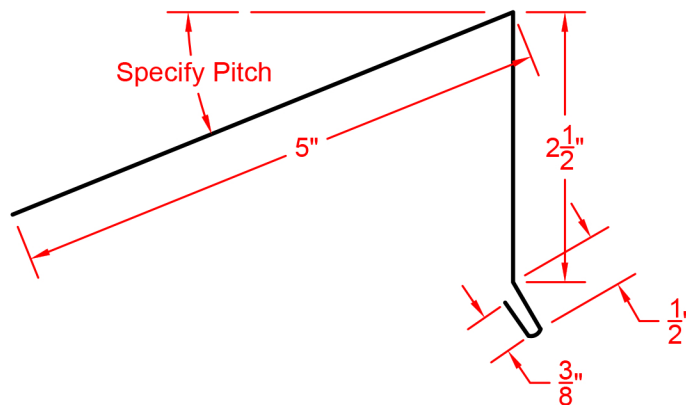
3" Stretch

## MW312 1" Standing Seam Rake



6 1/8" Stretch

## MW313 1" Standing Seam High Eave Trim

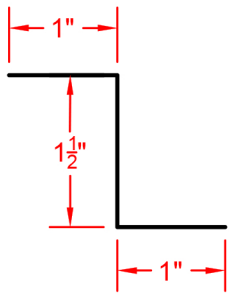


8 3/8" Stretch



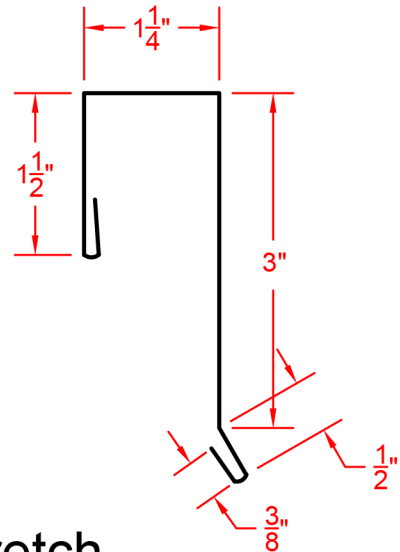
# Standing Seam Trims

MW321 1 1/2" Z-Bar



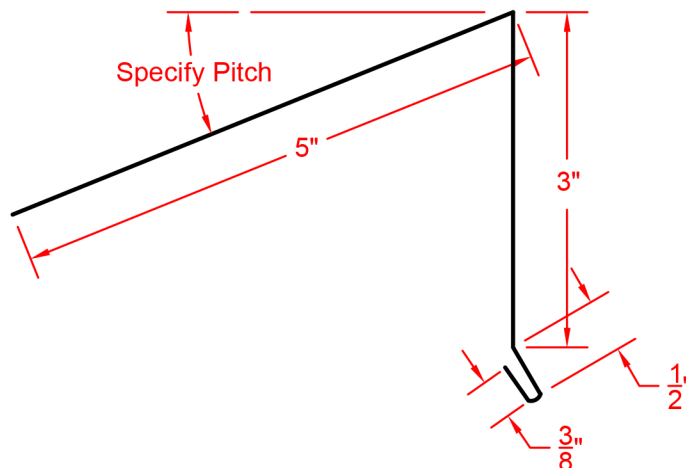
3 1/2" Stretch

MW322 1 1/2" Standing Seam Rake



6 5/8" Stretch

MW323 1 1/2" Standing Seam High Eave Trim

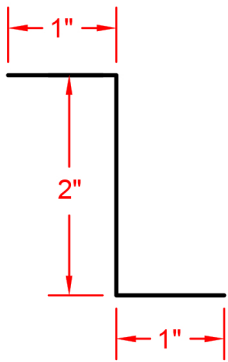


8 5/8" Stretch



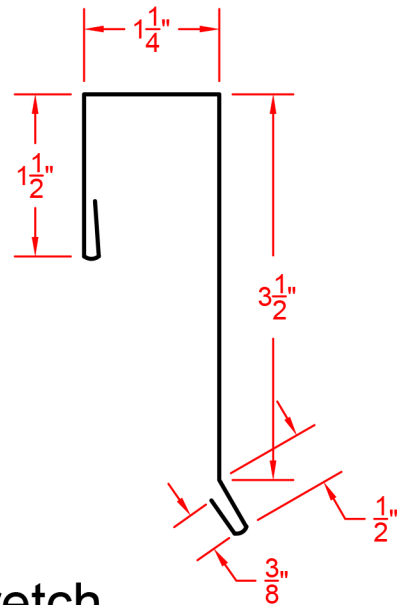
# Standing Seam Trims

## MW331 2" Z-Bar



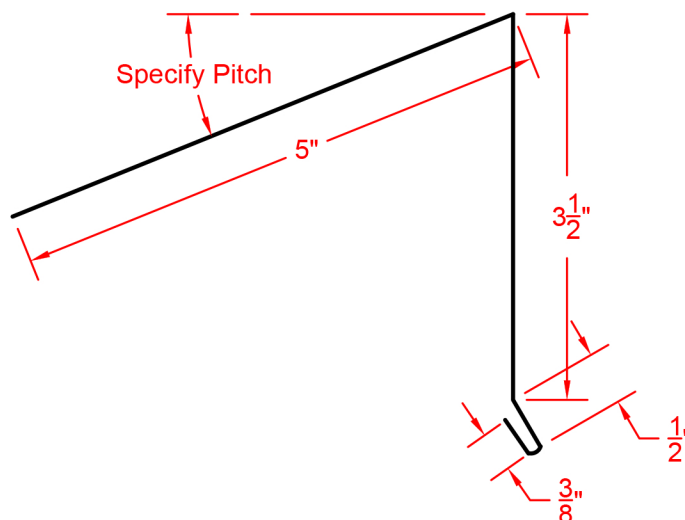
4" Stretch

## MW332 2" Standing Seam Rake



7 1/8" Stretch

## MW333 2" Standing Seam High Eave Trim



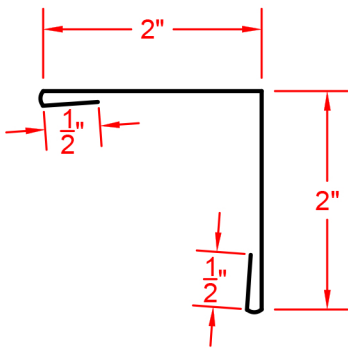
9 1/8" Stretch





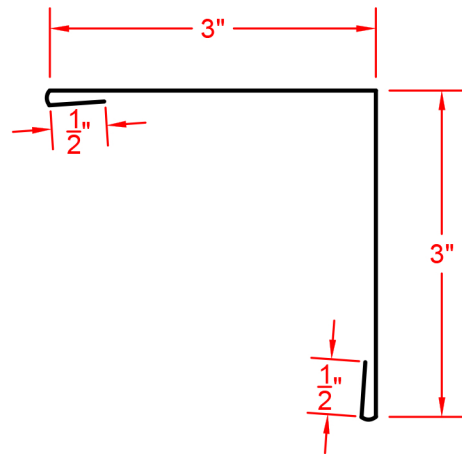
# Angle Trims

MW402 2"  
Outside Angle



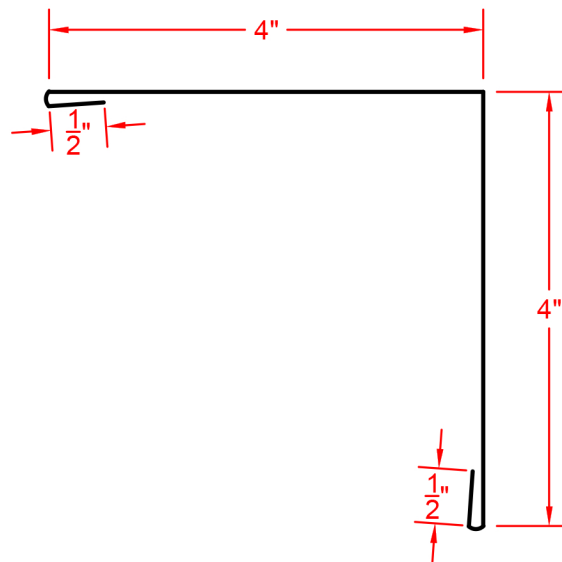
5" Stretch

MW403 3"  
Outside Angle



7" Stretch

MW404 4" Outside Angle

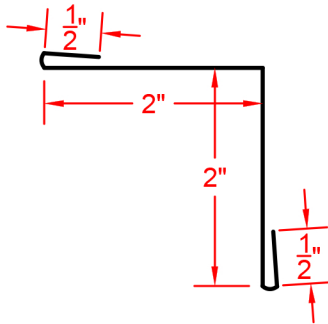


9" Stretch



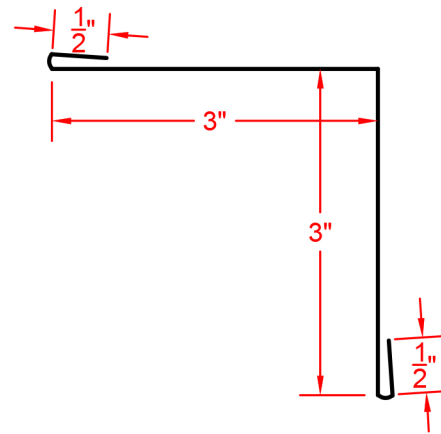
# Angle Trims

MW412 2"  
Inside Angle



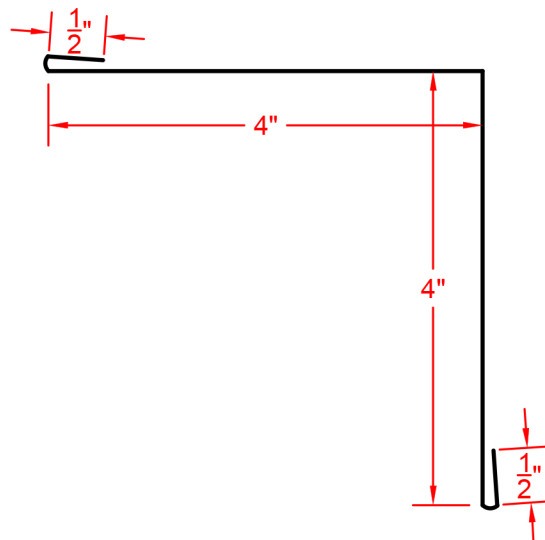
5" Stretch

MW413 3"  
Inside Angle

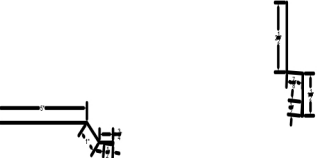


7" Stretch

MW414 4" Inside Angle



9" Stretch



### Standard Metal Building Trims

MW101 Standard Ridge Cap  
16" Stock

MW102 Sculptured Ridge Cap  
16" Stock

### Standard Metal Building Trims

MW103 Basic Angle Trim  
9.50" Stock

MW105 Eave Trim  
7.10" Stock

MW110 Dip Edge  
4.10" Stock

### Standard Metal Building Trims

MW108 Sculptured Gutter to 3.15 Peak  
12.50" Stock

MW114 Gutter Stop  
4" Stock

MW142 Sculptured Gutter 4.10-4.12-4.12 Peak  
20.50" Stock

MW125 Downspout Stop  
1" Stock

### Standard Metal Building Trims

MW121 4" Jamb Cap  
9.50" Stock

MW122 8" Jamb Cap  
10.50" Stock

MW123 8" Jamb Cap  
12.50" Stock

### Standard Metal Building Trims

MW113 Sculptured Highside Trim  
13.30" Stock

MW112 Residential Highside Trim  
13.30" Stock

### Standard Metal Building Trims

MW113 Wall To Roof Transition  
14.10" Stock

MW112 Roof to Roof Transition  
13.10" Stock

### Standard Metal Building Trims

MW111 W Valley  
14.10" Stock

MW135 Wide Valley  
16" Stock

### Standard Metal Building Trims

MW141 Platin Cover  
2" Stock

MW142 Soffit Cover  
2" Stock

### R Panel Metal Building Trims

MW103 R Panel J-Trim  
1.10" Stock

MW136 R Panel Wainscot Trim  
3.30" Stock

### R Panel Metal Building Trims

MW104 R Panel Outside Corner  
12.10" Stock

MW105 R Panel Inside Corner  
14.10" Stock

### R Panel Metal Building Trims

MW106 R Panel Sculptured Rake  
12.10" Stock

MW117 R Panel Residential Rake  
14.10" Stock

### Sidewall Metal Building Trims

MW107 R Panel Sidewall Trim  
12" Stock

MW207 U Panel Sidewall Trim  
14.10" Stock

### U Panel Metal Building Trims

MW203 U Panel J-Trim  
3.30" Stock

MW236 U Panel Wainscot Trim  
3.30" Stock

### U Panel Metal Building Trims

MW204 U Panel Outside Corner  
12" Stock

MW205 U Panel Inside Corner  
14" Stock

### U Panel Metal Building Trims

MW206 U Panel Sculptured Rake  
12.10" Stock

MW217 U Panel Residential Rake  
14.10" Stock

### Standing Seam Trims

MW301 Standing Seam Ridge  
12" Stock

MW302 Standing Seam Cleat  
11.10" Stock

MW303 D-Style Dip Edge  
11.10" Stock

### Standing Seam Trims

MW311 1" Z-Bar  
2" Stock

MW312 1" Standing Seam Rake  
14" Stock

MW313 1" Standing Seam High Eave Trim  
16" Stock

### Standing Seam Trims

MW321 1 1/2" Z-Bar  
12" Stock

MW322 1 1/2" Standing Seam Rake  
16" Stock

MW323 1 1/2" Standing Seam High Eave Trim  
16" Stock

### Standing Seam Trims

MW331 2" Z-Bar  
2" Stock

MW332 2" Standing Seam Rake  
16" Stock

MW333 2" Standing Seam High Eave Trim  
16" Stock

### Angle Trims

MW402 2" Outside Angle  
2" Stock

MW403 3" Outside Angle  
2" Stock

MW404 4" Outside Angle  
2" Stock

### Angle Trims

MW412 2" Inside Angle  
2" Stock

MW413 3" Inside Angle  
2" Stock

MW414 4" Inside Angle  
2" Stock